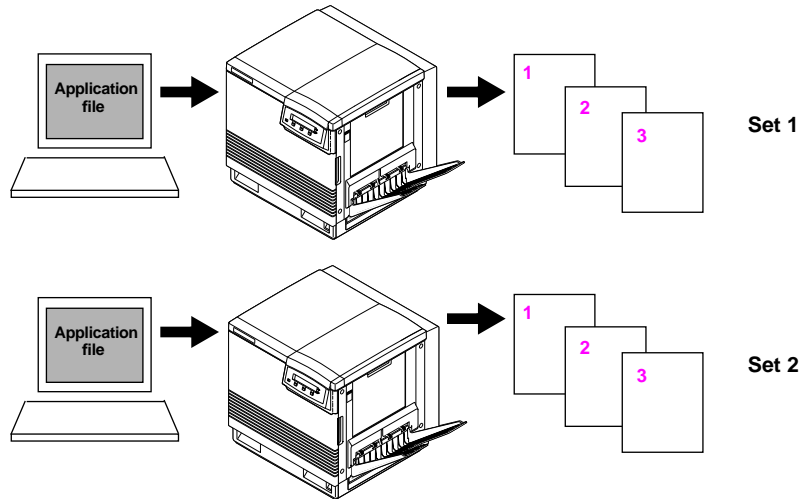


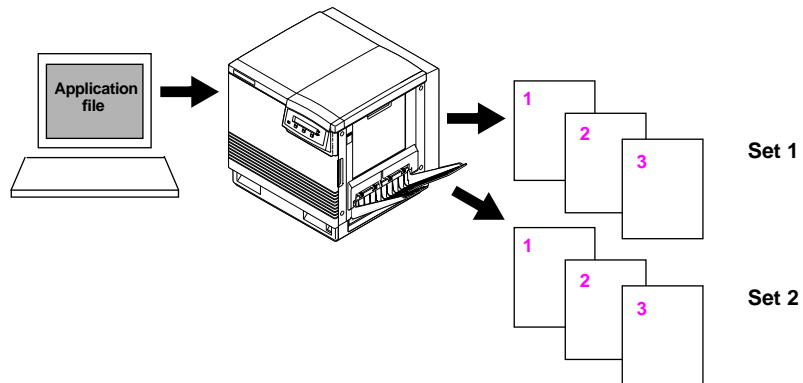
Using Quick Collate

The **Quick Collate** option in the supported drivers performs document collation *in the printer*. This is faster than the **Collate** option that exists in some applications because applications send each page to the printer in sequence, as many times as necessary to provide the requested number of copies. With the Phaser 550 **Quick Collate** option, the job is *sent only once*, and then multiple collated sets are produced *by the printer*.

Application collation



Phaser 550 Quick Collate

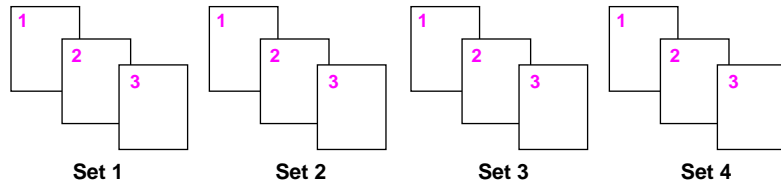


The number of pages that can be collated at one time depends on these factors:

- Printer's memory configuration.
- Size of the hard disk attached to the printer.
- Complexity of the pages to be collated.

According to these factors, the printer collates in sequential sets as many pages as will fit in the available memory. For example, you have a 6-page job and you request 4 copies. Because the fourth page is complex and consumes all available memory, only the first three pages fit in the printer's (or hard disk's) available memory. The fifth and sixth pages are relatively small. In this case, the printer divides this job into three segments and prints in this manner:

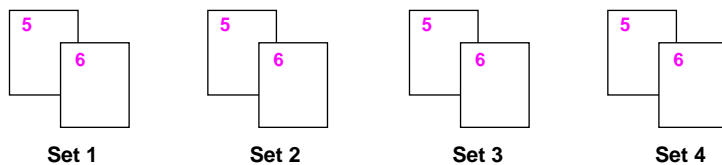
① 4 sets of pages 1, 2, and 3



② 4 copies of page 4



③ 4 sets of pages 5 and 6



Increasing the collation capacity

To increase the number of pages that the printer can collate at one time, consider one or more of the following changes:

- Increase the printer's memory.
 - 4685F16 16-Mbyte SIMM (Option 16)
 - Z480F32 32-Mbyte SIMM (Option 32)
- Attach a hard disk to the printer's SCSI port.
- Increase the size of an existing hard disk.

Quick Collate and the Check Print option

When you use the Phaser 550 **Quick Collate** option in combination with the **Check Print** option, only the first page of the first set is printed before pausing for review.

When using the **Quick Collate** option, make sure that you either select **Output Face Down** or uncheck the **Output Face Up** box, depending on the driver you are using.

Note *The **Quick Collate** feature is only available with the printer's extended features option (Z550FX or Option FX) and at least 24-Mbytes of memory.*